

# Statement on sustainable growth

---

2022 – 23

---



Scottish Information  
Commissioner

# Sustainable growth

## Introduction

1. The Commissioner is committed to improving efficiency in how we function as an organisation and in how the office is managed. Under our [Environmental Policy](#) we aspire to improve our environmental performance and to protect the environment by reducing pollution and resource consumption and operating in a manner that supports and encourages biodiversity.
2. Under the Public Services Reform (Scotland) Act 2010, Section 32(1)(a), as soon as practicable after the end of each financial year, we must publish a statement of the steps we have taken during that financial year to promote and increase sustainable growth through the exercise of our functions. This document is the Commissioner's published statement on sustainable growth for 2022-23.





## Sustainable Growth

3. The Commissioner's primary function is to enforce and promote Scotland's freedom of information legislation. Promoting and increasing sustainable growth is a challenge as we are a small, single site organisation. However, our office can make a direct contribution to sustainability through the management of its carbon footprint.

### Carbon footprint

4. Our CO<sub>2</sub> emissions have reduced by 68.4% since we established our baseline figure in 2007-08.
5. As we are a small, single-site organisation, these figures illustrate the limited scope available to us to promote and increase sustainable growth. We remain committed to managing and, where possible, reducing further our carbon footprint and will continue to seek ways to do so.

## Summary of Performance 2022-23

Area	Performance 2022/23	Status
Total CO <sub>2</sub> Emissions	There has been a 68.4% reduction in CO <sub>2</sub> emissions from the 2007/08 baseline	
Building Energy	Emissions from energy consumption have reduced by 68.3% since 2007/08 baseline and 2.3% from 2021/22.	
Transport and Travel	Business travel emissions have reduced by 99.7% since the 2007/08 baseline. The COVID-19 pandemic impacted our business mileage and since March 2020 nearly all meetings have been held online via video conferencing. Hybrid working continues to be in place following the re-opening of the office premises in May 2022.	
Recycling	The COVID-19 pandemic has impacted our way of working since March 2020. Hybrid working continues to be in place following the re-opening of the office premises in May 2022. As most of our work is online, the need for paper has reduced. These changes in working practices have resulted in a reduction of our carbon footprint by 58.3% from 2019-20	

## Performance Breakdown 2022-23

Area	Actual Performance 2022-23	Target Performance 2022-23
<b>Total CO2 emissions</b>	<b>18.52 tonnes CO2</b>	<b>40.5 tonnes CO2</b>
Building Utilities (gas & electricity)	17.5 tonnes CO2	n/a
Business travel	0.23 tonnes CO2	n/a
Paper waste sent for recycling	0.63 tonnes CO2	n/a
Other	0.12 tonnes CO2	n/a

### Core Sustainability Report 2022-23

Greenhouse Gas: Energy in building			2007-08 Baseline	2020-21	2021-22	2022-23
<b>Non-financial indicators</b>	Emissions (tonnes CO2)	Gas	31.20	14.84	17.76	14.45
		Electricity	17.10	2.95	2.97	3.05
	Energy consumption (kWh)	Gas	151214	7074	8462	6887
		Electricity	32772	12635	12751	13064
<b>Financial Indicators</b>	Cost per financial year	Gas	£5,329	£2,916	£3,044	£6,771
		Electricity	£5,815	£2,825	£2,017	£2,792

Greenhouse Gas: Business Travel			2007-08 Baseline	2020-21	2021-22	2022-23
<b>Non-financial indicators</b>	Emissions (tonnes CO2)	Flights	7.23	0	0	0
		Bus	0.00	0	0	0.03
		Car	1.33	0.07	0.03	0.09
		Train	0.88	0	0.01	0.11
		Taxi	0.041	0	0	0
	Mileage (Miles)	Flights	38024	0	0	0
		Bus	0	0	0	132
		Car	4101	244	0	393
		Train	9169	0	0	2042
		Taxi	155	0	0	0
<b>Financial Indicators</b>	Cost per financial year	All Business Travel	£11,884	£0	£0	£740

Greenhouse Gas: Paper Waste Recycling			2007-08 Baseline	2020-21	2021-22	2022-23
<b>Non-financial indicators</b>	Emissions (tonnes CO2)	Paper waste	0.59	0.38	0.38	0.63
	Paper Weight (kg)	Paper waste	465	300	300	500
<b>Financial Indicators</b>	Cost per financial year		£227	£169	£179	£390



**Scottish Information Commissioner**

Kinburn Castle  
Doubledykes Road  
St Andrews, Fife  
KY16 9DS

t 01334 464610

f 01334 464611

enquiries@itspublicknowledge.info

**[www.itspublicknowledge.info](http://www.itspublicknowledge.info)**

© Scottish Information Commissioner 2023

You may use and re-use this information (not including logos) free of charge in any format or medium, under the terms of the Open Government Licence v3.0. To view this licence, visit <http://www.nationalarchives.gov.uk/doc/open-government-licence/version/3/>